


Winchester, Hampshire, UK completed September 2011



My clients selected the dark grey limestone paving and I then matched the silver grey granite sets with this. Paving ran in courses rather than random-laid to underline a subtle Scandinavian sensibility that emerged during consultations.

One ribbon of the granite sets pattern conceals a long drainage channel. Raised beds were included to divide up growing spaces into manageable areas.

The diagonal pattern unfolds from the 'beak' shape in the gymnasium frontage and integrates this new building to the garden.

Materials were kept to a narrow pallet (cedar cladding, limestone paving, granite sets) to reduce visual clutter and maintain a cool, Nordic, almost Zen-like, feel.



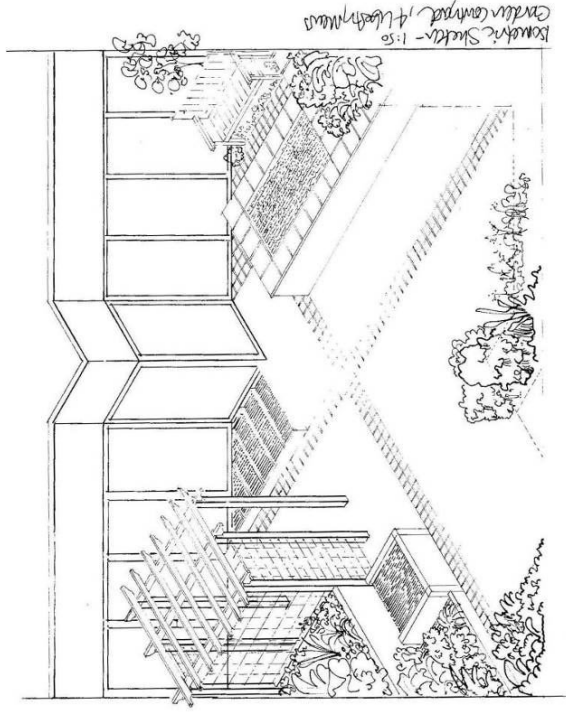


< The raised pond is clad in cedar and capped with the same limestone paving as the patio surface

> A group of three raised beds step up around a pergola structure. The front, mid height bed has been planted up with autumn salads

This modern mews-style house near Winchester city centre looks over a small rear courtyard garden that faces SE, receiving a lot of morning light. My clients wanted to construct a cedar-clad gym building along the far boundary, leaving an almost square central courtyard area, 7m x 7m. This space needed to be low maintenance, provide an uncluttered space for entertaining, reading and relaxing and to allow easy access to the gym. The garden also had to be interesting to look at from the top floors via the large atrium window.

Having agreed to alter the gym design by adding a 45 degree 'beak', I then incorporated this feature in the diagonal paving patterns, drawing together the pond, pergola, seating areas and raised beds in a unified relationship.



^ A couple of 'before' photos. A large wooden shed and mature Pittosporum tree are located on the far boundary. A large multi-level wooden deck covers three-quarters of the site, concrete paving was laid in remaining areas.